

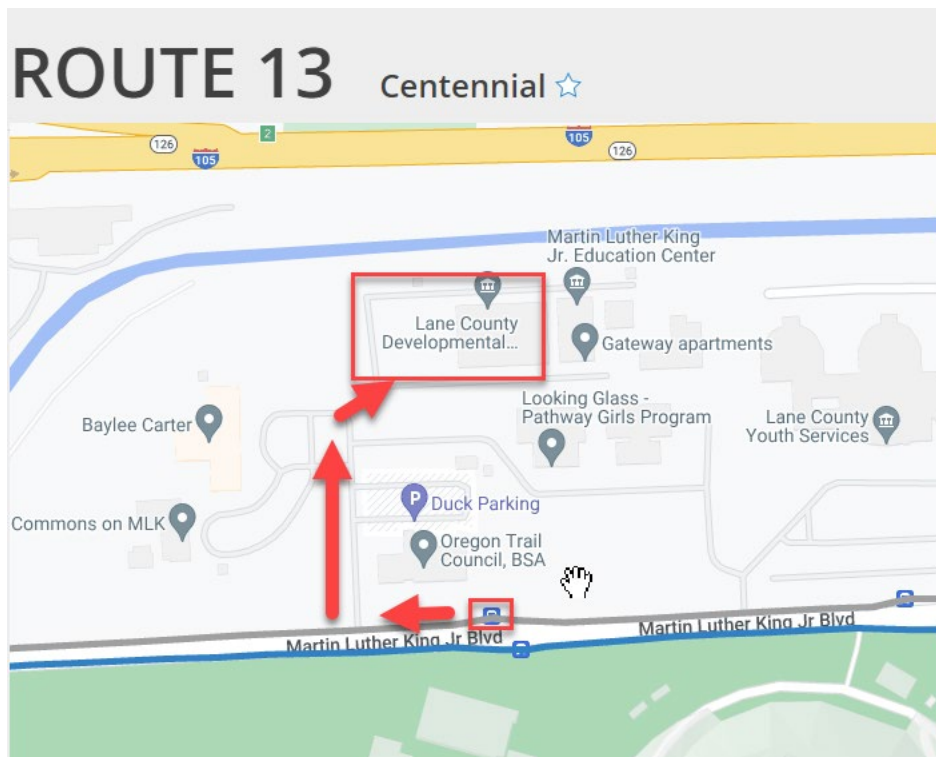
Accessibility Descriptions of Lane County Developmental Disabilities Services Building

Address: 2513 Martin Luther King Jr. Blvd. Eugen, OR 97470

Google Maps Link: <https://goo.gl/maps/19XBmUvuZ9ucm9ca8>

Cross streets/directions: Martin Luther King Jr. Blvd and Scout Access Road

Bus lines: LTD bus line route 13, bus stop “MLK Blvd. W of Scout Access”



If walking, biking, bussing or driving on Martin Luther King Jr. Blvd., turn onto Scout Access Road (the road next to the Boy Scouts of America sign), and then go straight and turn slightly right into the Lane County DDS parking lot. There is a large Lane County Developmental Disabilities Sign, and the building is to the right of this sign. You can park or store your bike in the front area of the building. If no spaces are available, there is additional parking to the left of the building.



Nearby Landmarks: Lane County Youth Services, Boy Scouts of America sign/building, Lane County Behavioral Health, Commons on MLK housing building, Autzen Stadium

Building features:

- 8 handicap parking spaces with loading space in front of the building
- 15 parking spaces in front of the building, additional parking available on side of building if needed.
- Access to a bike rack to park your bike (locks and chains not included) on right end of the front of the building.
- Paved sidewalks along each side of the building
- Low bushes and grasses for landscaping
- Two ramps for wheelchair access-accessible in front of DDS building.
- Two sets of stairs. One leads to the main ramp access, the other leads straight from the parking lot to the front door.
- Five outdoor benches in front of building to the right of the main door and at the end of the ramp on the left side of the building near ramp access.

- A drop box is available to the immediate right of the front doors to submit PSW timecards after hours.
- One main entrance with two doors. These can be pulled opened by hand or opened with the door buttons near the top of the stairs and ramps. Full post door button for wheelchair access. Doors lead into an entryway where there is a bulletin board, vending machine, and additional door buttons for a second set of doors. The second set of doors enters into the main lobby.
 - The vending machine in the entryway has drinks only. The machine can accept cash and debit/credit cards.
- Once you move through the second set of doors, you'll enter our main lobby. Immediately in front of the doors are four workstations staffed by our Administration team members. The front desk has varying counter heights for access.
- Staff can assist you as you enter the lobby.
 - Our lobby area includes: children's play area, quiet sitting area, low access tables, three work spaces, two all-gendered restrooms each with changing stations, one women's restroom and one men's restrooms, two water fountains, and one water bottle filling station.
- Two conferences rooms are accessible through the lobby. Additional conference rooms are available when accompanied by an LCDDS employee.
- We have Spanish speaking administration team members and services coordinators who can assist in the lobby area if needed.

Photos of the building and its features

LTD Bus Stop and Boy Scouts sign landmark:



The LTD 13 line bus stop. Across the street from the Autzen Stadium and located in front of the Boy Scouts of America building.



Boy Scouts of America sign located at start of Scout Access Road. Turn right to head towards LCDDS building.



Boy Scouts of America sign from Coburg Road -MLK Road-Scout Access Road. From MLK turn left onto Scout Access Road at this sign.

Scout Access Road Entrance and path to LCDDS:



Image of main entrance to Scout Access Road, the primary road to get to LCDDS parking lot/building. This is MLK to Scout Access Road



Continuing down or North on Scout Access Road, go past Boy Scouts of America building and sign.



Image of Scout Access Road. Continue straight or North on Scout Access Road to enter LCDDS parking lot



John Serbu Youth Campus sign located on Scout Access Road. From here continue straight or North to reach LCDDS parking lot.

Photo of LCDDS parking lot entrance and Sign:



Image of entrance to LCDDS parking lot. This is accessed from Scout Access road. Turn right to park in front of building, go left to park in additional parking area.



Our Lane County Developmental Disabilities Services building sign. This sign marks the beginning of our free parking lot.

Photo of ramp 1 & 2 and main stairs



This shows the ramp entrance and main stair access to the front of our office. The ramp is a two level ramp for gradual incline.

Photo of parking spaces



Parking spaces in front of LCDDS building. Access space next to each parking stall. Additional stair access leads to second level of ramp.

Photo of buttons to open front door



Automatic door button located at the top of the stairs and ramp (in front of main doors to building)

Photo of front doors



Main entrance to LCDDS building.

Photo of drop box



Photo of second set of doors to lobby and inside of the entryway area



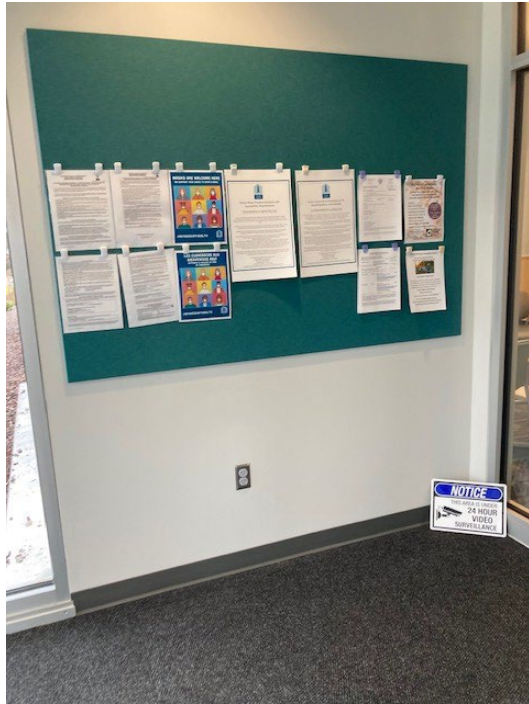


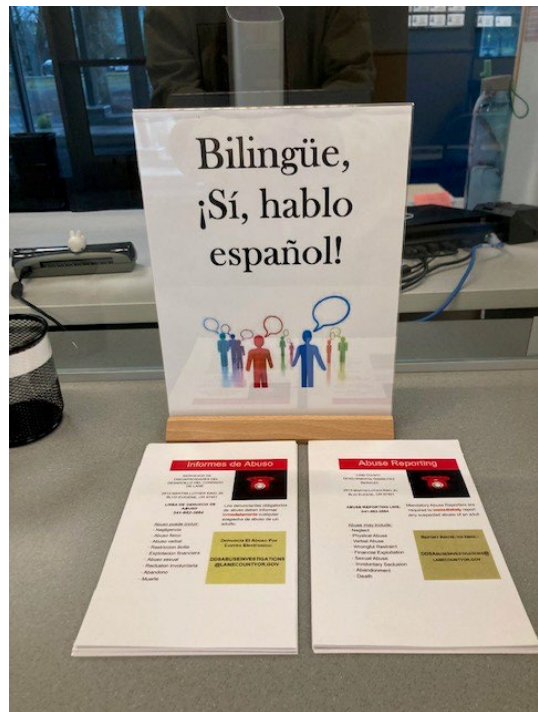
Photo of vending machine in entryway area



Photo of lobby:



Front Lobby area



Photos of children's play area



Photos of quiet space



Photo of work spaces



Photos of tables and chairs



Photo of bathroom entrances/water filling stations





Photos of conference rooms:

